



# 2010-2011 GMT Reports for District (or Undistricted) **District 31 E**

GMT: **CARL HARRELL**

Location: **NORTH CAROLINA**

GMT CA: **1**

## CLUBS

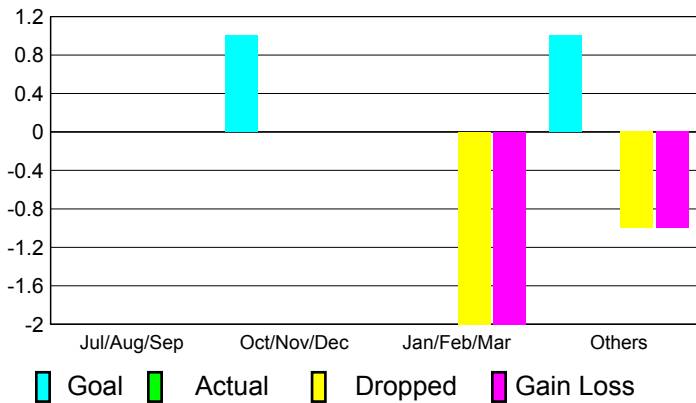
**Club Results  
2010-2011**

**Clubs  
2009-2010**

Month	New Club Goal	Actual New Clubs	Actual Dropped Clubs	Gain/Loss of Clubs	Gain/Loss of Clubs
Jul/Aug/Sep	0	0	0	0	0
Oct/Nov/Dec	1	0	0	0	0
Jan/Feb/Mar	0	0	-2	-2	0
Apr/May/Jun	1	0	-1	-1	1
<b>Totals</b>	<b>2</b>	<b>0</b>	<b>-3</b>	<b>-3</b>	<b>1</b>

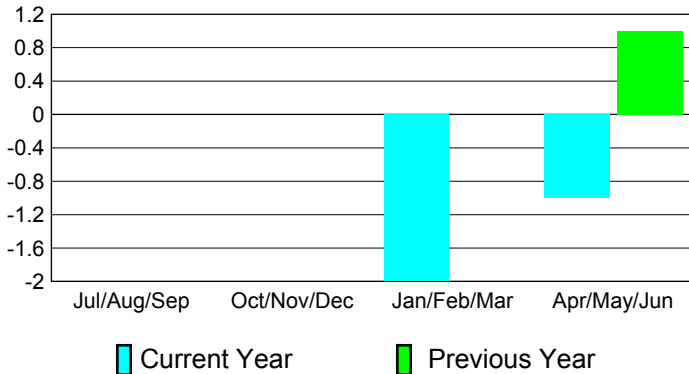
### Club Results 2010-2011

Goal, New, Dropped, Gain/Loss



### Comparison of Club Gain/Loss

Current Year Compared to the Previous Year



### YTD Status Quo Clubs 2010-2011

Status Quo Clubs Compared to Status Quo Members



## MEMBERSHIP

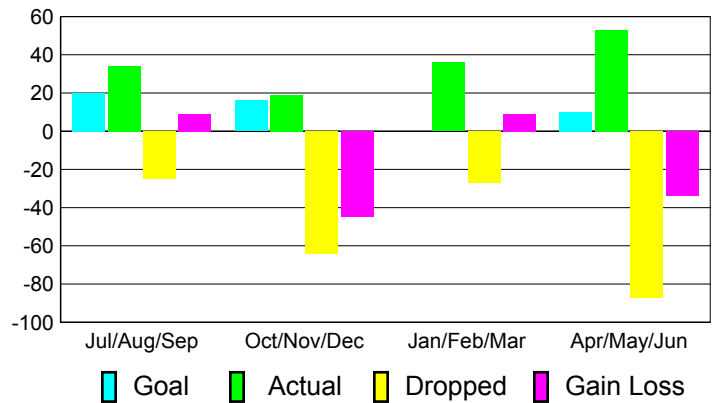
**Membership Results  
2010-2011**

**Membership  
2009-2010**

Month	Net Memb Goal	Actual New Memb	Actual Dropped Memb	Gain/Loss of Memb	Gain/Loss of Memb
Jul/Aug/Sep	20	34	-25	9	16
Oct/Nov/Dec	16	19	-64	-45	-11
Jan/Feb/Mar	0	36	-27	9	-4
Apr/May/Jun	10	53	-87	-34	2
<b>Totals</b>	<b>46</b>	<b>142</b>	<b>-203</b>	<b>-61</b>	<b>3</b>

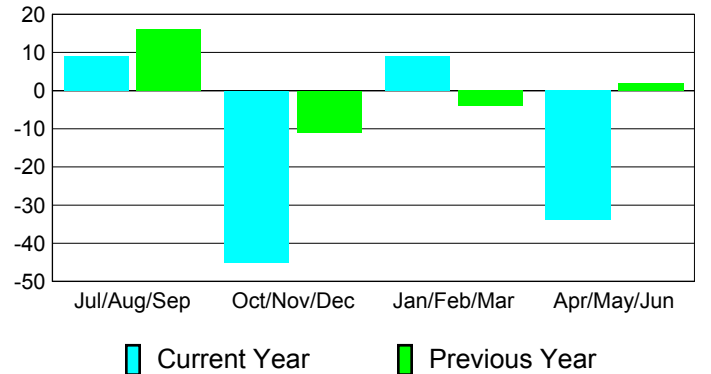
### Membership Results 2010-2011

Goal, New, Dropped, Gain/Loss

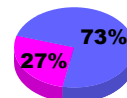


### Comparison of Membership Gain/Loss

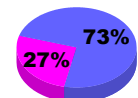
Current Year Compared to the Previous Year



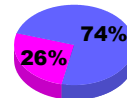
### Gender Comparison 2010-2011



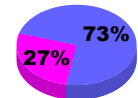
Jul/Aug/Sep



Oct/Nov/Dec



Jan/Feb/Mar



Apr/May/Jun

Male

Female